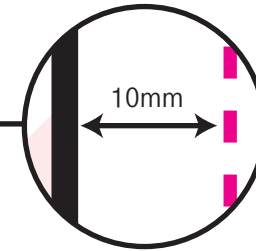
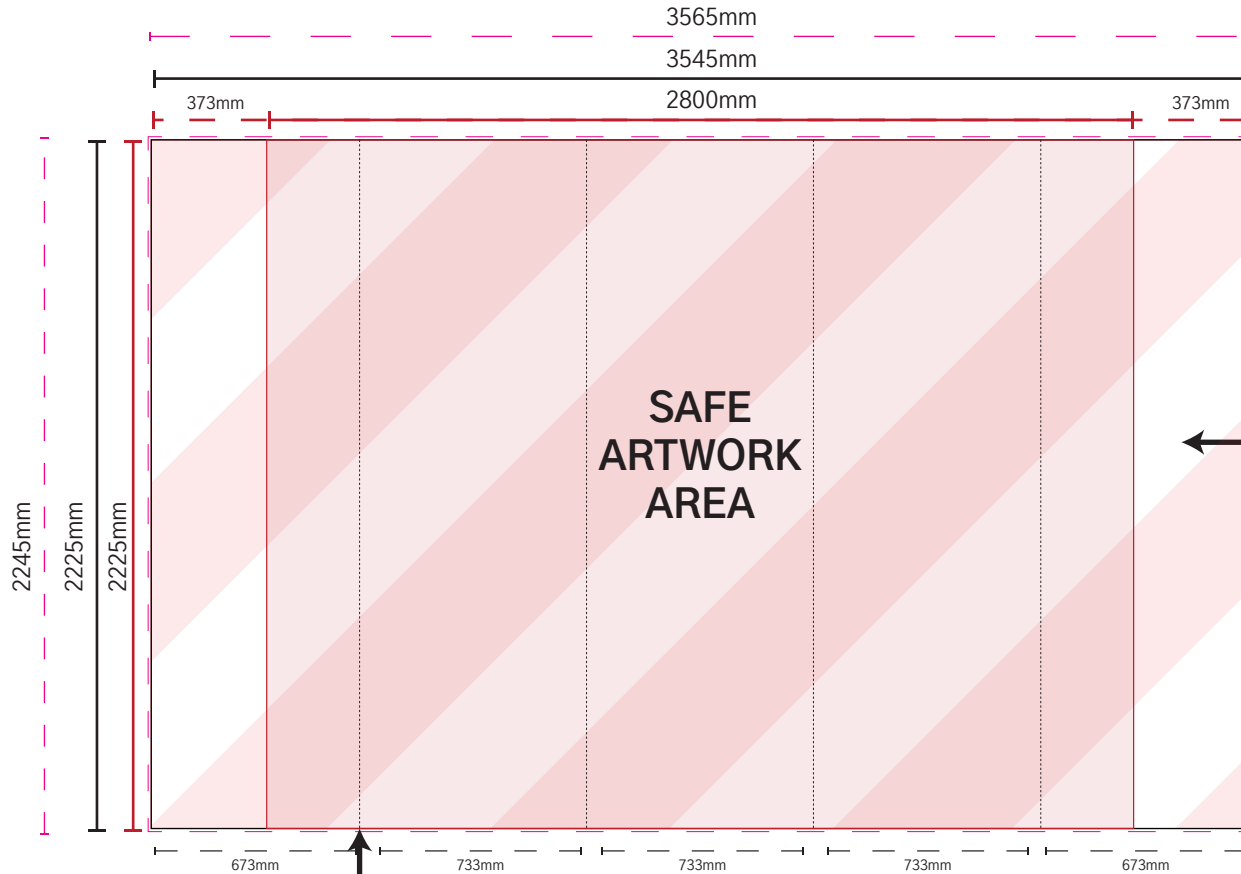
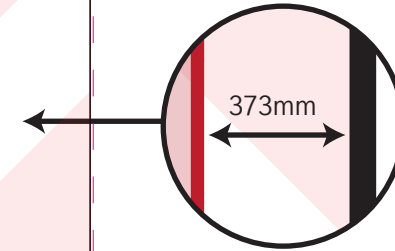




Pop Up Straight 3x3 Single Sided (2812x2225mm) TEMPLATE (HALF-SIZE) & GUIDE



Add an additional 10mm bleed on all sides. This area will be trimmed away but is required in order to ensure a clean presentation with no visible white lines near the edges.



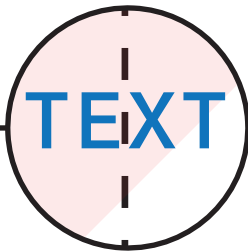
This area is printed but wraps around the back of the popup frame and will not be visible when viewing the popup system from straight on.

Resolution

If possible please keep all elements of your artwork 150dpi or higher. If this is not possible you can reduce this to 75dpi but graphics will appear soft from close up. If the artwork is supplied in a resolution lower than 75dpi the printed graphics will look very soft or even pixelated.

Colour Mode

Please supply all artwork in CMYK. We will convert the colour profiles to CMYK if needed. However this may result in a colour shift in the final print.



A pop-up system is broken down into panels. Each panel needs to be lined up with the panel next to it. We recommend wherever possible to not split small characters and instead to have a character each side of the split. This will make the process of lining up the panels easier and give a cleaner finish.

**SAFE
ARTWORK
AREA**